



# Full Practice Authority and Responsibility (FPAR) Survey Results

Conducted on Behalf of the Joint Task Force on  
the Future of PA Practice Authority

# FPAR Survey Methodology

---

- Survey conducted by AAPA Research Department on behalf of the Joint Task Force on the Future of PA Practice Authority.
- Survey was fielded from January 12, 2017 through February 1, 2017.
- 102,101 PAs, retired PAs, and PA students for whom AAPA had valid email addresses were invited to participate.
- A total of 12,485 respondents participated (12.6% response rate).
- The margin of error for the data is +/- 0.83% at the 95% confidence level.

# View of FPAR Proposal As a Whole

**72%**

Support the overall FPAR proposal as described by the Joint Task Force.

**13%**

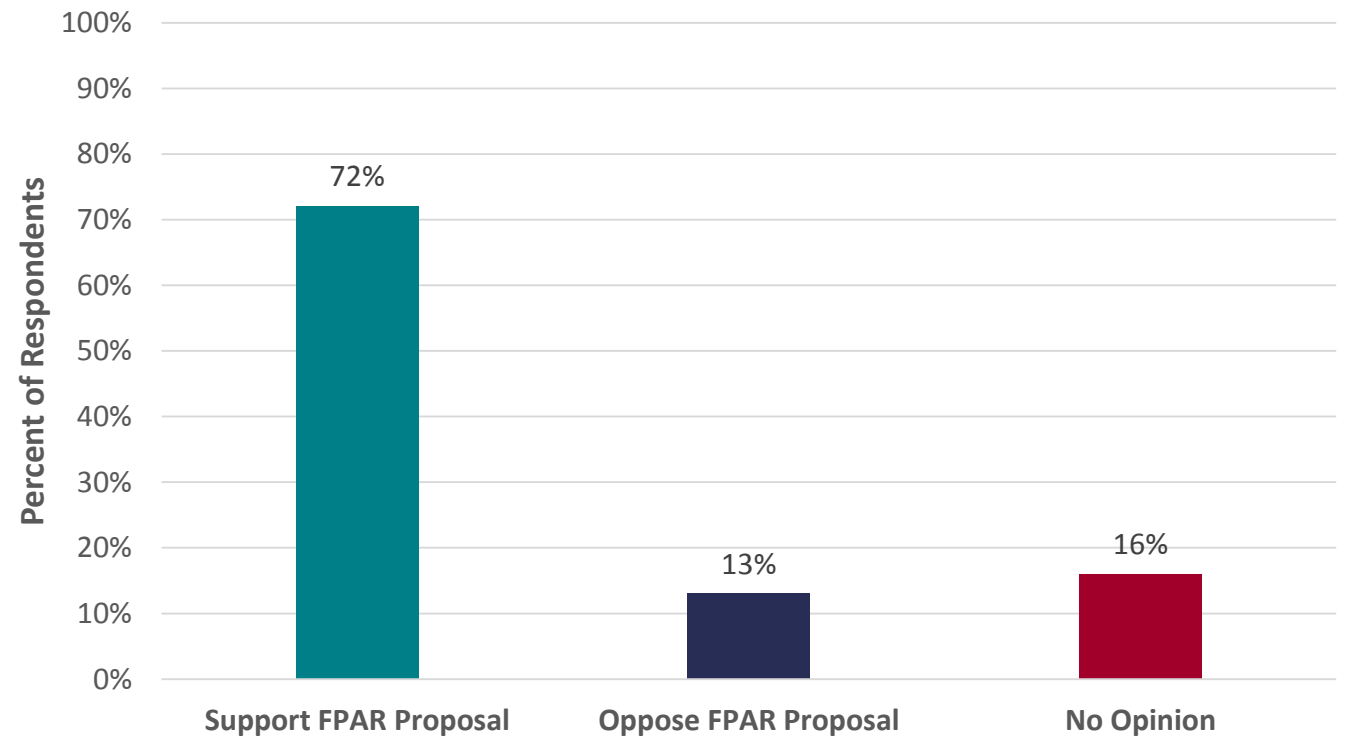
Oppose the Joint Task Force proposal.

**16%**

Did not yet have an opinion about the proposal.

## Support/Opposition for FPAR Proposal

N=11,187



# View of Proposed FPAR Component: Team-Based Practice

**96%**

Express support for a continued commitment to team-based practice.

**1%**

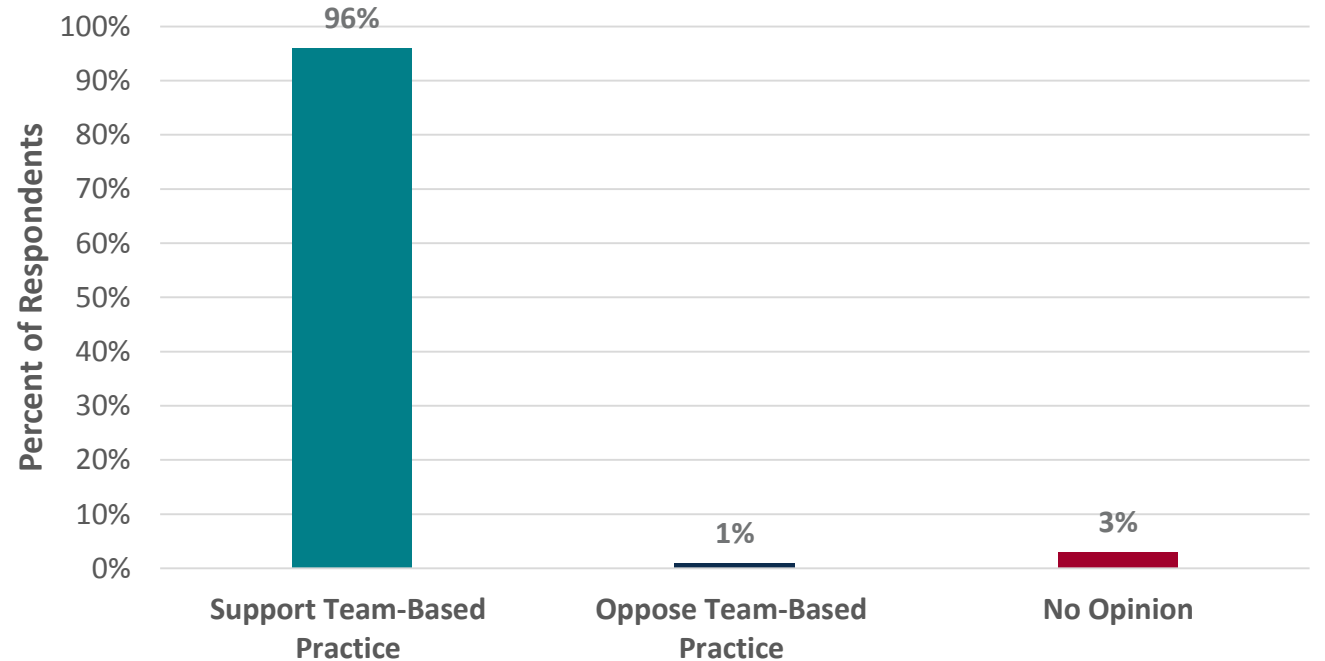
Oppose the team-based practice component of the proposal.

**3%**

Did not yet have an opinion about the team-based practice component of the proposal.

## Support/Opposition for Team-Based Practice Component of FPAR Proposal

N=11,005



# View of Proposed FPAR Component: Elimination of “Supervisory Agreement” Requirements in Law/Regulation

**63%**

Support eliminating laws and regulations that require a PA to have and/or report a supervisory, collaborating or other specific relationship with a physician.

**20%**

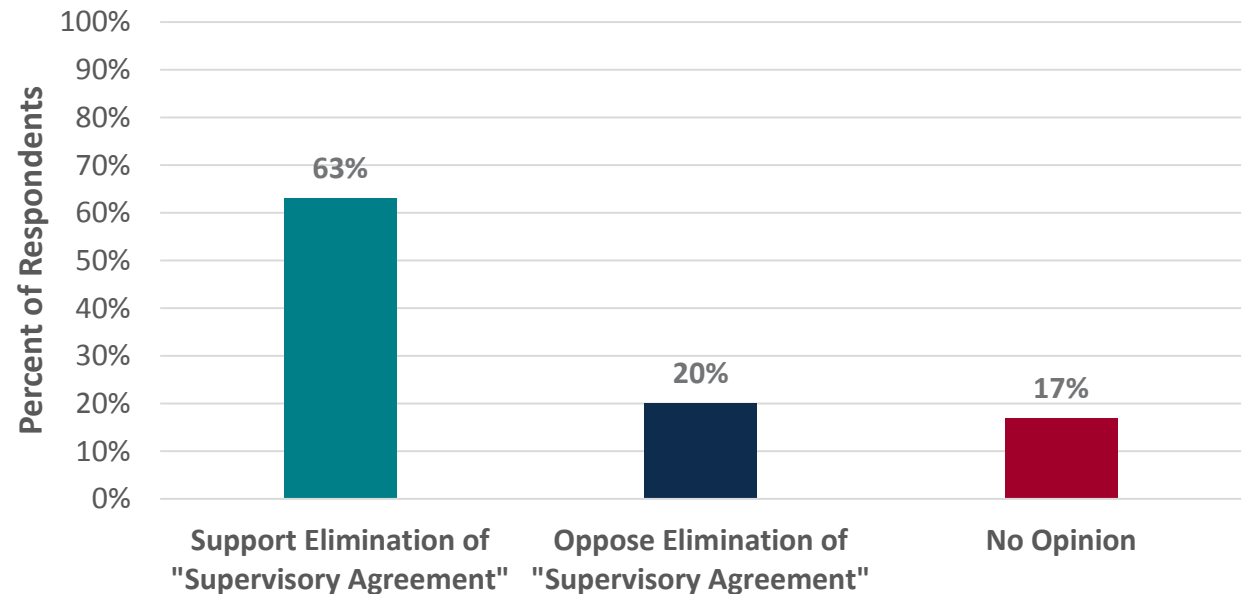
Oppose eliminating laws and regulations that require a PA to have a supervising, collaborating or other specific relationship with a physician.

**17%**

Said they did not yet have an opinion.

## Support/Opposition for Elimination of “Supervisory Agreement” Component of FPAR Proposal

N=11,012



# View of Proposed FPAR Component: Creation of Autonomous State PA Boards

**79%**

Support establishing autonomous state boards, with a voting membership comprised of a majority of PAs, to license, regulate, and discipline PAs.

**7%**

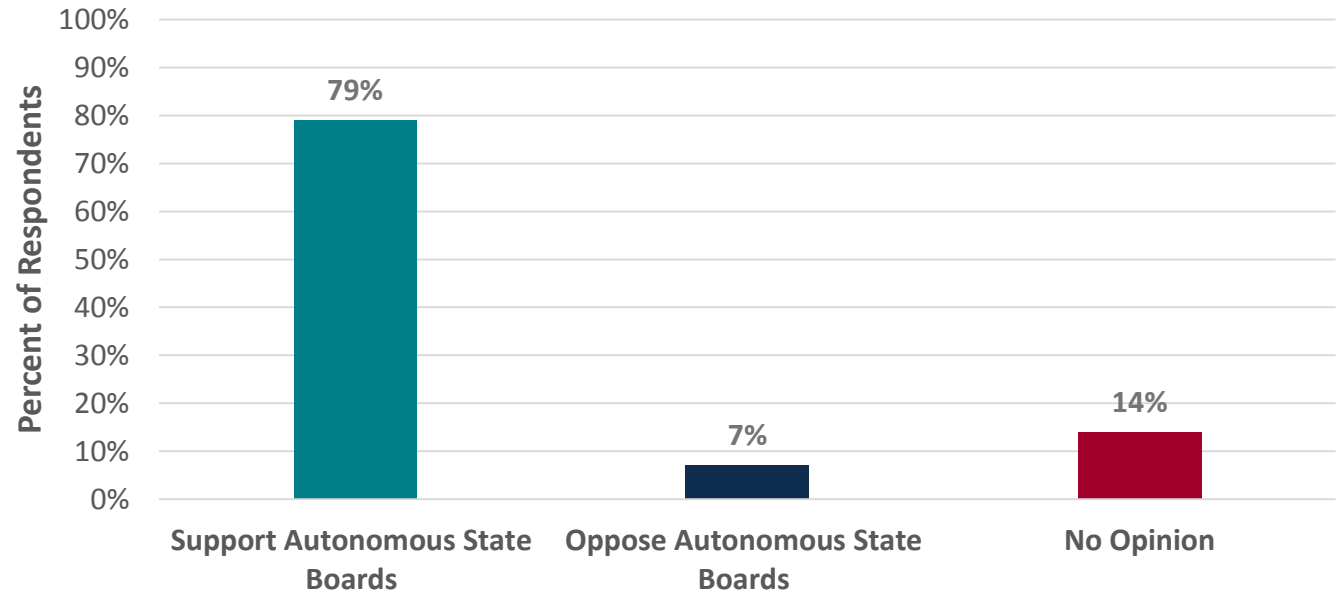
Oppose establishing autonomous state boards.

**14%**

Said they did not yet have an opinion.

## Support/Opposition for Autonomous State Boards Component of FPAR Proposal

N=11,002



# View of Proposed FPAR Component: PA Eligibility for Direct Reimbursement

**93%**

Support ensuring that PAs are eligible to be reimbursed directly by public and private insurance.

**1%**

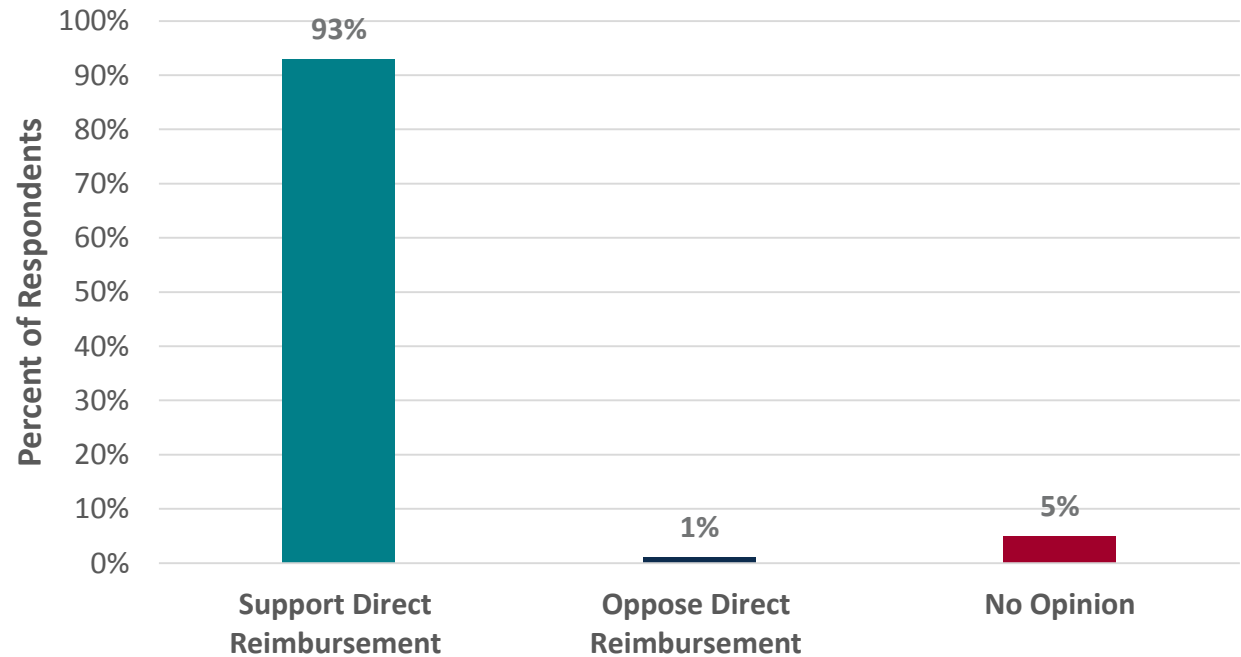
Oppose ensuring that PAs are eligible to be reimbursed directly by public and private insurance.

**5%**

Said they did not yet have an opinion.

## Support/Opposition for Direct Reimbursement Component of FPAR Proposal

N=10,999



# View of Overall Support and Support for Each FPAR Component

72%

Support the overall FPAR proposal as described by the Joint Task Force.

96%

Support continued commitment to team-based practice.

63%

Support eliminating laws and regulations that require a PA to have and/or report a supervisory, collaborating or other specific relationship with a physician.

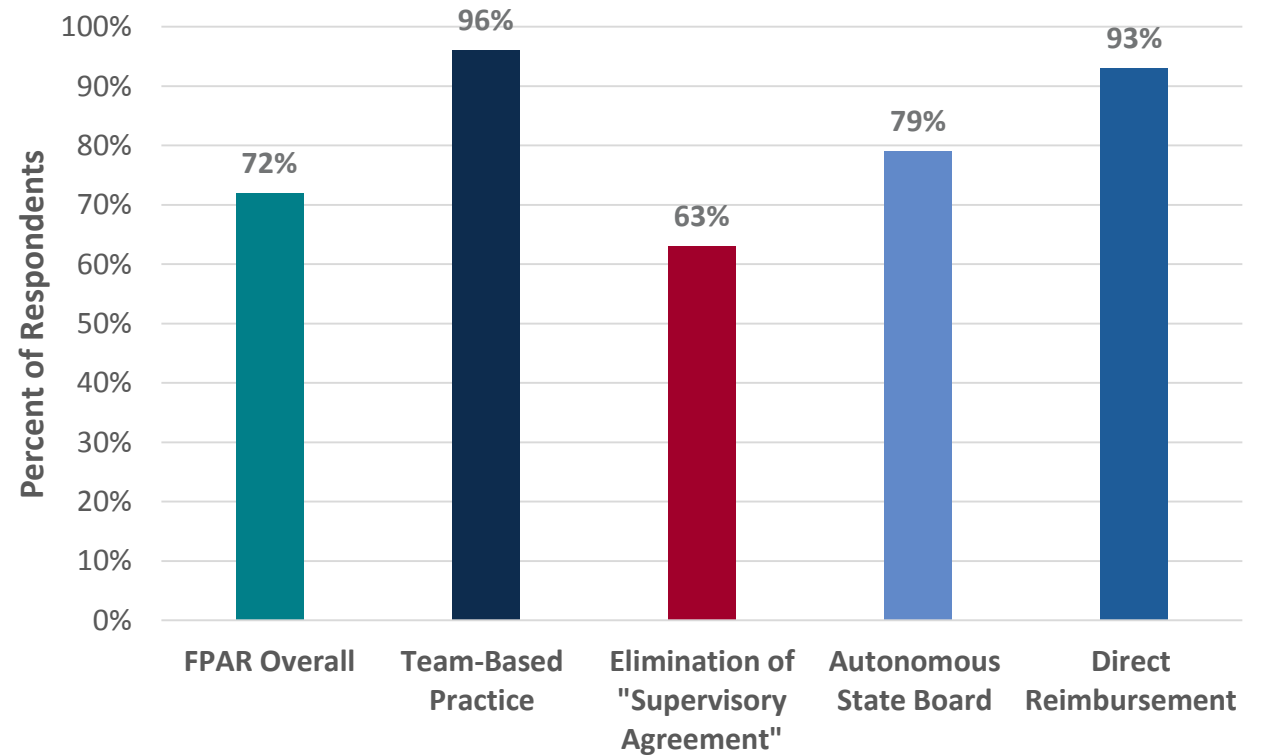
79%

Support establishing autonomous state boards, with a voting membership comprised of a majority of PAs, to license, regulate, and discipline PAs.

93%

Support ensuring that PAs are eligible to be reimbursed directly by public and private insurance.

## Support for FPAR Proposal Overall and for Each Component



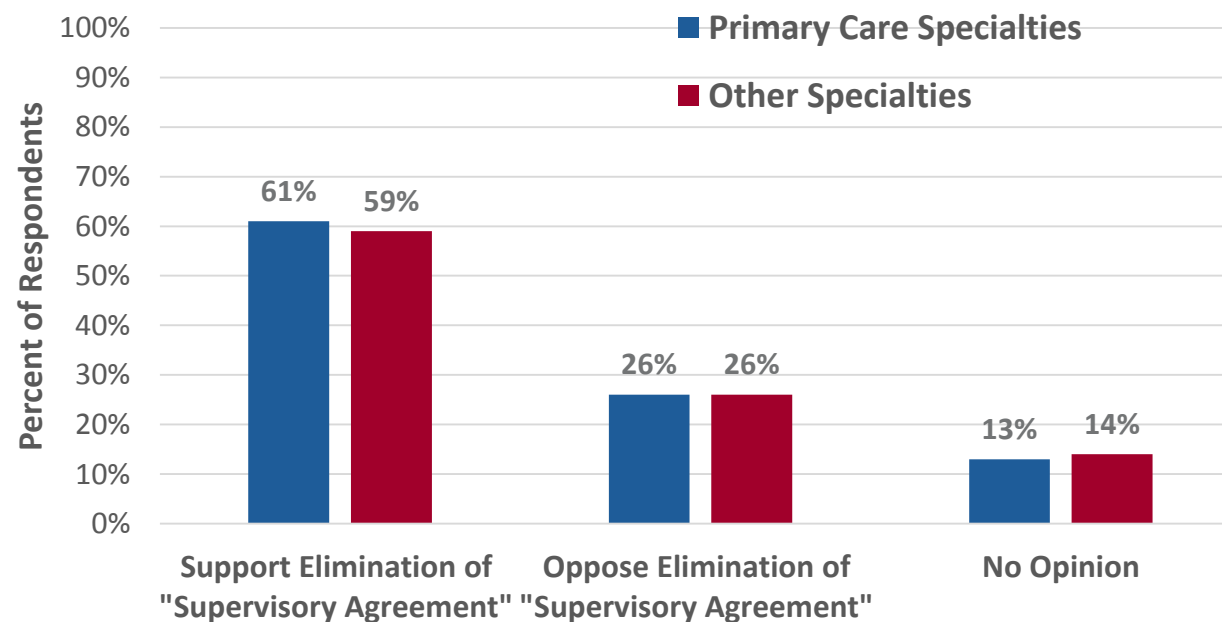


# View of Proposed Elimination of “Supervisory Agreement” Component: By PAs in Primary Care vs. Other Specialties

There are no statistically significant differences between PAs practicing in primary care vs. other specialties with regard to their view on eliminating laws and regulations requiring a supervising, collaborating or other specific relationship with a physician.

## Support/Opposition for Elimination of “Supervisory Agreement” Component of FPAR Proposal

N=8,689

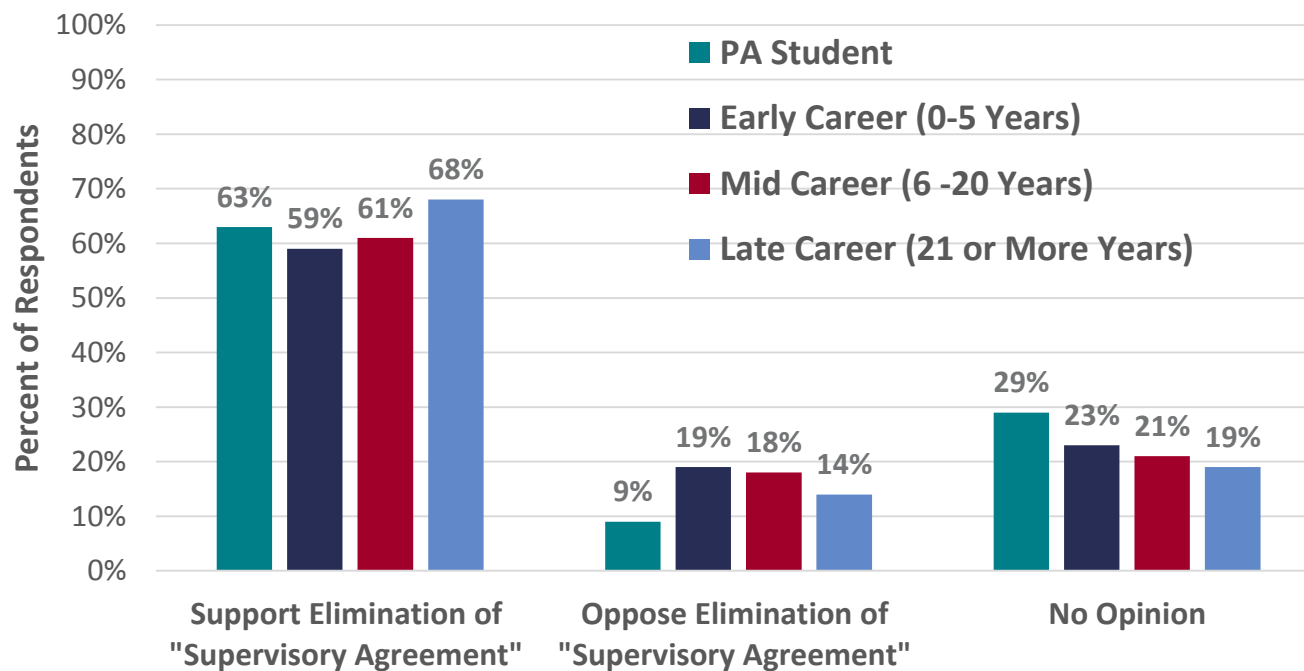


# View of Proposed Elimination of “Supervisory Agreement” Component: By Years of Experience as a PA

- Years of experience as a PA was not associated with large differences in support for or opposition to the elimination of laws and regulations that require a supervising, collaborating or other specific relationship with a physician.
- Late-Career PAs were slightly more likely than Students or other PAs to say they support the “Supervisory Agreement” component.
- Students were least likely to oppose the “Supervisory Agreement” component of the FPAR proposal, and they were most likely to say they had not yet formed an opinion.

## Support/Opposition for Elimination of “Supervisory Agreement” Component

N=10,133

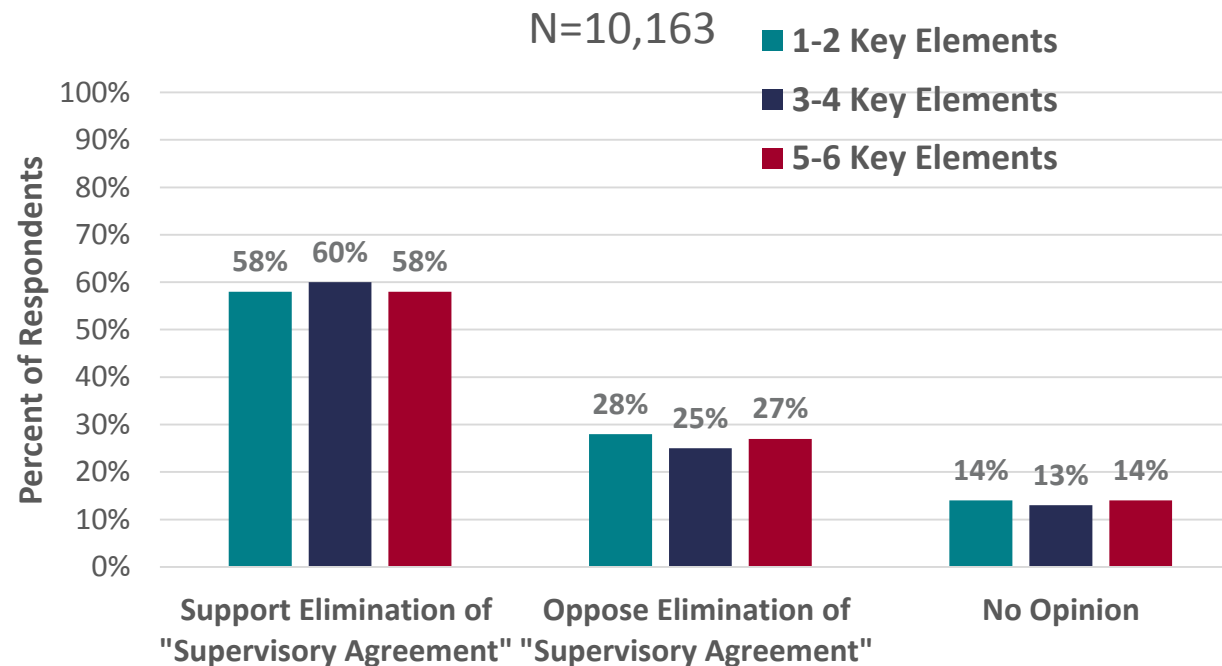


# View of Proposed Elimination of “Supervisory Agreement” Component: By Number of Key Elements in State Practice Law

The number of Key Elements in their state practice law was not associated with a large difference in PA support for eliminating laws and regulations requiring a supervising, collaborating or other specific relationship with a physician.

## Support/Opposition for Elimination of “Supervisory Agreement” Component of FPAR Proposal

N=10,163

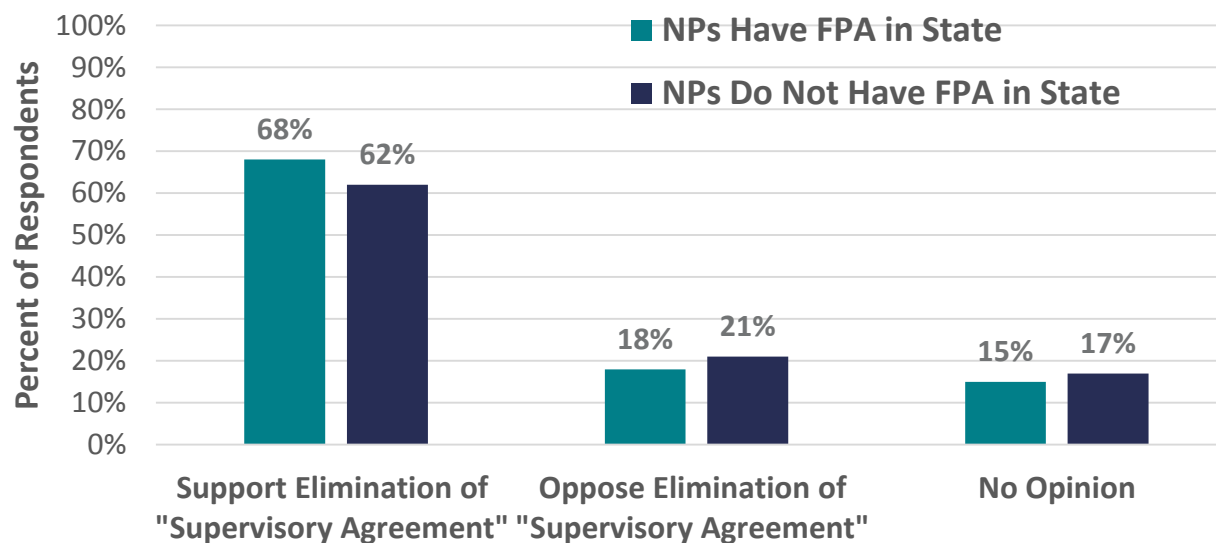


# View of Proposed Elimination of “Supervisory Agreement” Component: By Whether NPs Have Full Practice Authority in State Law

PAs who work in states where NPs have Full Practice Authority (68%) are more likely than PAs who work in states where NPs do not have Full Practice Authority (62%) to support the elimination of laws and regulations requiring a supervising, collaborating or other specific relationship with a physician.

## Support/Opposition for Elimination of “Supervisory Agreement” Component of FPA Proposal

N=10,163

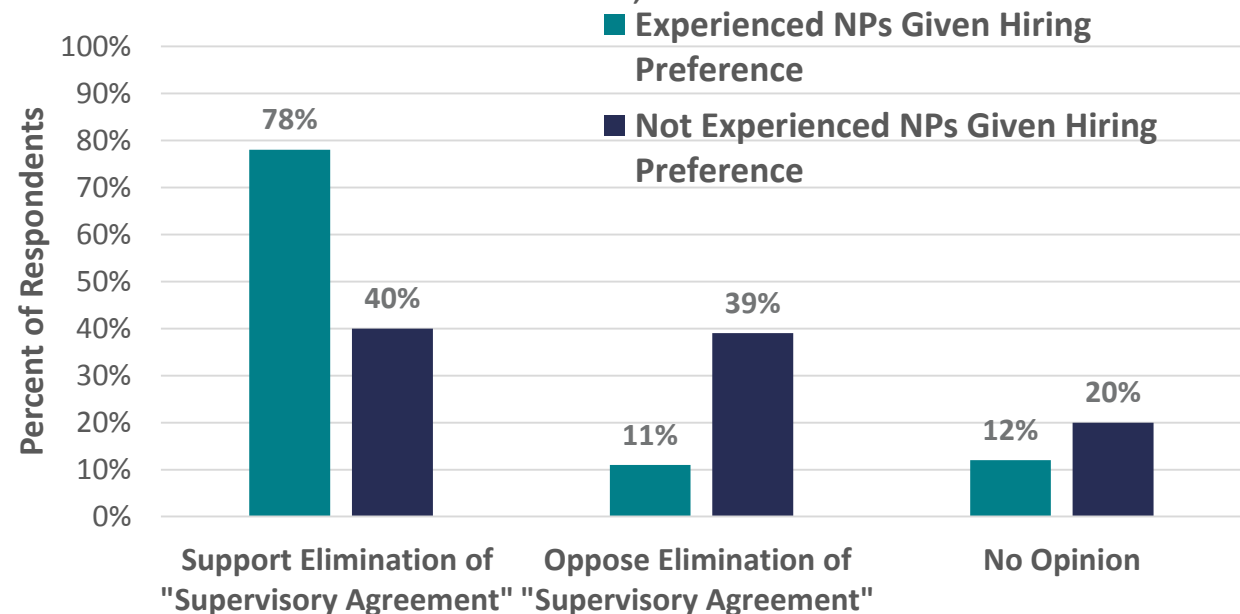


# View of Proposed Elimination of “Supervisory Agreement” Component: Personal Experience With NPs Being Hired Over PAs Due to Supervisory Requirements

- PAs who have personally experienced NPs being hired over PAs due to supervisory requirements are almost twice as likely to support the elimination of laws and regulations requiring a supervising, collaborating or other specific relationship with a physician.
- 78% of PAs who have experienced preferential NP hiring support the elimination of PA supervisory agreements, compared to 40% of PAs who have not personally experienced preferential NP hiring.

## Support/Opposition for Elimination of “Supervisory Agreement” Component of FPAR Proposal

N=10,626



# NEXT STEPS

---

- The Joint Task Force will consider all of the PA feedback received over the past four months, revise the proposal, and bring forward a resolution to AAPA's House of Delegates (HOD).
- The revised proposal regarding PA practice authority will be considered by the HOD at its May meeting during [AAPA Conference 2017](#) in Las Vegas.
- For questions about the survey or about FPAR, please email: [fparfeedback@aapa.org](mailto:fparfeedback@aapa.org).
- For full results visit: [www.aapa.org/FPARsurveyresults](http://www.aapa.org/FPARsurveyresults)